

PUNCH & DIE STORAGE SYSTEM

Protect your investment with proper storage. This rugged punch and die storage system makes storage, transportation and inspection of tools convenient and efficient. **This system meets FDA guidelines.**

1 TOOLING STORAGE CABINET

CAPACITY:

- Each cabinet includes four drawers with a maximum capacity of six drawers
- Each drawer has a maximum capacity of four tool holders (see step 3)

DIMENSIONS (W X D X H):

- 28.25 x 29.5 x 59.5" (718 x 749 x 1511 mm)

2 TOOLING TRANSPORTER UNIT

Safely transport tools with this unit.

CAPACITY:


- Four tool holders (see step 3)

DIMENSIONS (W X D X H):


- 39 x 20 x 36.5" (991 x 508 x 927 mm)




3 TOOL HOLDERS



Standard "B" Punch Holder



Standard "BB" Die Holder



Standard "B" Punch & Die Combination Holder



The tool holders feature handles for easy transfer of multiple punches and dies from storage cabinet to transporter. No tools are required, and multiple layouts are available.



PUNCH & DIE STORAGE SYSTEM		
Part No.	Punch Type (Barrel Diameter)	Capacity
LE 3010	Tooling Cabinet (includes 4 drawers and 16 pairs of brackets)	—
LE 3004	Tooling Transporter (includes four pairs of 20° brackets)	—
LE 3000	"B" (3/4"/19.05 mm) Punch Only Holder	48 Punches
LE 3022	"B" (1.1875"/30.16 mm) Die Only Holder	35 Dies
LE 3013	"BB" (0.945"/24 mm) Die Only Holder	48 Dies
LE 3023	"B" (3/4"/19.05 mm) Punches and "B" (1.1875"/30.16 mm) Dies Combination Holder	30 "B" Punches + 15 "B" Dies
LE 3011	"B" (3/4"/19.05 mm) Punches and "BB" (0.945"/24 mm) Dies Combination Holder	32 "B" Punches + 16 "BB" Dies
LE 3001	"D" (1"/25.4 mm) Punch Only Holder	36 Punches
LE 3014	"D" (1.50"/38.1 mm) Die Only Holder	35 Dies
LE 3012	"D" (1"/25.4 mm) Punches and "D" (1.50"/38.1 mm) Dies Combination Holder	24 "D" Punches + 12 "D" Dies
LE 3024	Extra Drawer and Brackets for LE 3010	—
LE 3005	Pair of Extra Brackets (Straight)	—
LE 3006	Pair of Extra Brackets (20° Angle)	—

CHROME WIRE SHELVING

Save valuable space with the ideal solution for general storage. Chrome Wire Shelving units can be used individually or can be connected to increase storage capacity. **Purchase optional locking casters to create a mobile unit.**

FEATURES:

- Shelves adjust on 1" (25.4 mm) increments
- Posts are constructed of 1" (25.4 mm) round 16-gauge tubing
- Promotes air circulation
- Does not block lighting
- Flexible for growth and room layouts
- **Specialty sizes can be ordered**

SHELF LENGTH AND CAPACITY:

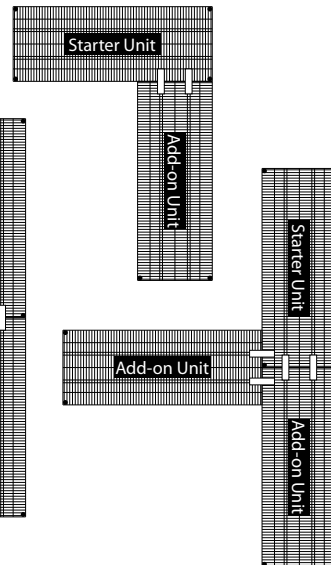
- 48" (1.219 m) or less—1000 lb. (453.59 kg)
- 60" (1.524 m)—800 lb. (362.87 kg)
- 72" (1.828 m)—600 lb. (272.15 kg)

STARTER UNITS:

- Includes four posts and five shelves

ADD-ON UNITS:

- **Starter unit required to use add-on units**
- Includes two posts, five shelves and 10 "S" hooks



CHROME WIRE SHELVING

Part No.	Item Exterior Dimensions
MA 6042	36 x 24 x 72" (0.914 x 0.610 x 1.829 m) Starter Unit
MA 6043	42 x 24 x 72" (1.067 x 0.610 x 1.829 m) Starter Unit
MA 6073	48 x 24 x 72" (1.219 x 0.610 x 1.829 m) Starter Unit
MA 6074	60 x 24 x 72" (1.524 x 0.610 x 1.829 m) Starter Unit
MA 6075	72 x 24 x 72" (1.829 x 0.610 x 1.829 m) Starter Unit
MA 6095	36 x 24 x 72" (0.914 x 0.610 x 1.829 m) Add-On Unit
MA 6096	42 x 24 x 72" (1.067 x 0.610 x 1.829 m) Add-On Unit
MA 6097	48 x 24 x 72" (1.219 x 0.610 x 1.829 m) Add-On Unit
MA 6098	60 x 24 x 72" (1.524 x 0.610 x 1.829 m) Add-On Unit
MA 6099	72 x 24 x 72" (1.829 x 0.610 x 1.829 m) Add-On Unit
MA 7010	36 x 24" (914 x 610 mm) Individual Shelf
MA 7011	42 x 24" (1067 x 610 mm) Individual Shelf
MA 7012	48 x 24" (1219 x 610 mm) Individual Shelf
MA 7013	60 x 24" (1524 x 610 mm) Individual Shelf
MA 7014	72 x 24" (1829 x 610 mm) Individual Shelf
MA 6071	Set of 4 Locking Casters

SECURITY STORAGE SHELVING

Secure tooling, tablets, and other valuables with lockable, nickel-plated, chrome-wire Security Storage Shelving. Optional casters create a mobile unit. **Custom sizes available.**

FEATURES:

- Three adjustable shelves
- 1000 lb. (453.59 kg) weight capacity per shelf
- Lockable front door handle

OPTIONAL LOCKING CASTERS:

- Non-marking, stem swivel casters
- Provides shock-free mobility for shelving units
- Supports up to 1000 lb. (453.59 kg)
- 5 x 1.25" (127 x 31.75 mm)



SECURITY STORAGE SHELVING

Part No.	Item Exterior Dimensions
MA 6093	48 x 24 x 60" (1.219 x 0.610 x 1.524 m)
MA 6071	Set of 4 Locking Casters

